

8

7

6

5

4

3

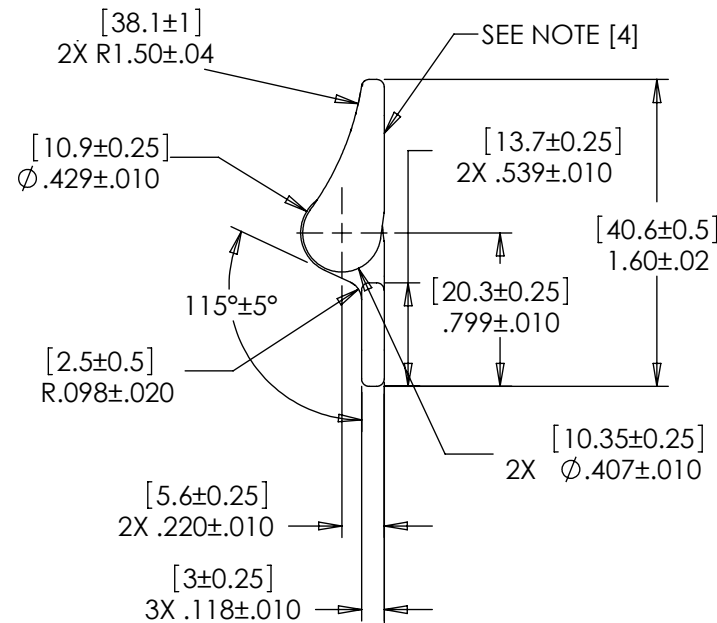
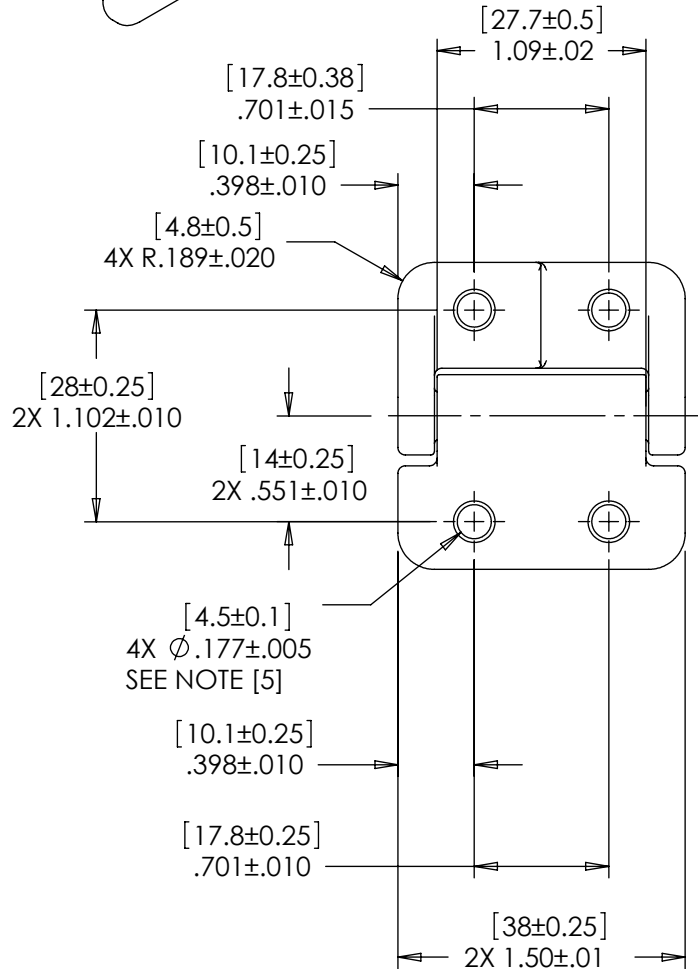
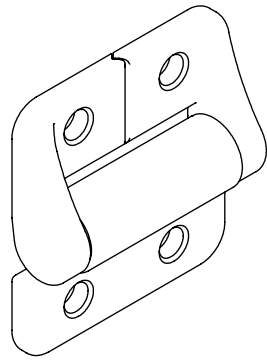
2

1

NOTES: 1.

TORQUE	PLAIN	BLACK
[INCHES] mm	PART NO.	PART NO.
[0] Lb-in 0.0 Nm	35-000	35-100
[3.9] Lb-in 0.44 Nm	35-004	35-104
[6.9] Lb-in 0.78 Nm	35-008	35-108
[10.8] Lb-in 1.22 Nm	35-012	35-112
[13.9] Lb-in 1.57 Nm	35-016	35-116
[17.8] Lb-in 2.01 Nm	35-020	35-120
[20.8] Lb-in 2.35 Nm	35-024	35-124
[24.7] Lb-in 2.79 Nm	35-030	35-130

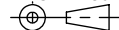
2. TORQUE TOLERANCE: $\pm 20\%$
3. LIFE: 50,000 CYCLES WHEN DUTY CYCLE IS LESS THAN 10% AND ROTATIONAL SPEED IS LESS THAN 100 RPM. 30 SECONDS MAXIMUM CONTINUOUS ACTUATION.
- [4] FLATS TO BE ORIENTED $\pm 5^\circ$ WITH RESPECT TO DATUM A AS SHOWN.
- [5] DESIGNED TO ACCEPT M4 OR #8 SCREW OR EQUIVALENT
6. USER MUST DETERMINE FITNESS FOR USE IN APPLICATION
7. MATERIAL:
BRACKET AND SHAFT END ARE ZINC
SHAFT AND TORQUE ELEMENT ARE HARDENED STEEL



LEVEL	DESCRIPTION	DRAWN	DATE	APPROVED
DRAWN: LIM	DATE: 7-3-01	REFERENCE: 35-XXX		
CHECKED: TWJ	DATE: 8-30-01	TITLE: POSITIONING HINGE		
APPROVED: TWJ	DATE: 8-30-01	PART NO: PHC SERIES		
REVISED: 12-18-13	DIMS: [mm]IN	REV: L		
REELL PRECISION MANUFACTURING 1259 WILLOW LAKE BOULEVARD SAINT PAUL, MINNESOTA 55110-5103, USA		SCALE: 1:1	DO NOT SCALE DRAWING	SHEET 1 OF 1

INTERPRET PRINT PER
ASME Y14.5M-1994
THIS PRINT IS THE
CONFIDENTIAL PROPERTY
OF REELL PRECISION MFG.

THIRD ANGLE PROJECTION



SPECIFICATIONS SUBJECT TO CHANGE